



## Quick Guide

version 3.3.3

ECOM America Ltd, 1628 Oakbrook Drive, Gainesville, GA 30507

Toll free (877) 326-6411 Phone (770) 532-3280 Fax (770) 532-3620

[www.ecomusa.com](http://www.ecomusa.com)

Draft/Pressure connection

Main gas connection

Info display

Thermocouple connection

Draft/Pressure connection

Data cable socket (used by ECOM personnel only)

Ambient air temperature sensor

ON / OFF button

Analogue inputs (optional)

Heated line power supply connection (optional)

Auxiliary temperature connections

Pitot tube connections

Filter for IR bench (if applicable)

NOx/SOx filter for CO sensor

Fresh Air Bypass Switch (Pro IN only)

Water trap drain hose connection


On-board printer

Under case (optional)

Remote Display Unit (see next page)

Power cord socket

Trolley w/ wheels (optional)





**Note: All keypad buttons are used for input of numbers 0-9 and decimal point**

## Info display

Main pump is running

Fresh air valve is open

CO purging is running

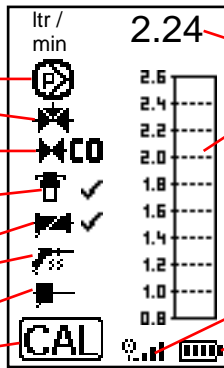
Gas cooler ready for use

Heated line ready for use

Probe heating is switched on

Heated head ready for use

Calibration phase









Gas flow  
(liters per minute)

Radio mode

Battery operation

## Consumables

	PART	PART #	DESCRIPTION
	Particulate Filter (10/PK)	3015840G	10/PK - Particulate filter located on top of water trap assembly
	In-line Smoke Filter (1 EACH)	7118501H	1 EACH - Standard 3/4" in-line filter in clear plastic casing.
	Soot Test Paper (100/PK)	3003168G	100/PK - Round smoke test filters for smoke dot test
	Soot Test Chart	3002970G	Soot Test Chart with 0-9 Grayness Scale
	NOx/SOx Filter Media (1LB)	3014457G	1LB - NOx/SOx filter media refill container (purple beads)
	Thermal On-board Printer Paper (5/PK)	7927401H	5/PK - Printer paper for on-board thermal printer

